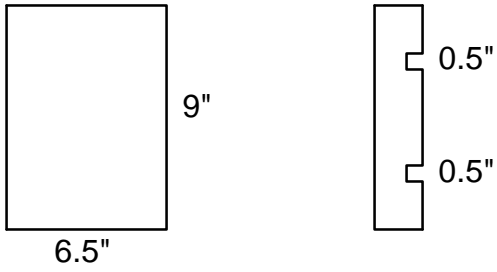


**Case Design** Dimension: 21" x 6.5" x 9" (Drawing not on scale)

Two solid boards at the ends

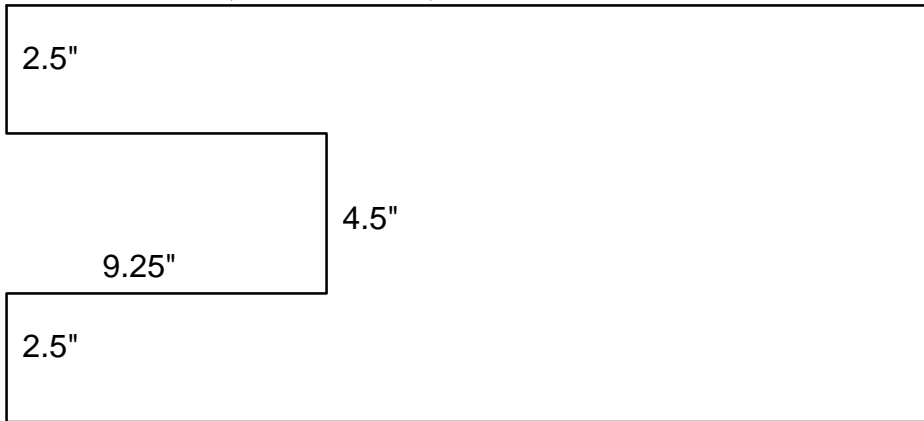


thickness=0.75"

Two boards for top and bottom



Two side boards (1 solid, 1 lucite)



thickness=0.75"

One board for mounting phototubes




8.0"

7.0"

thickness=1.5"

One board for mounting sides



6.5"

1.5"

thickness=0.75"